


Background

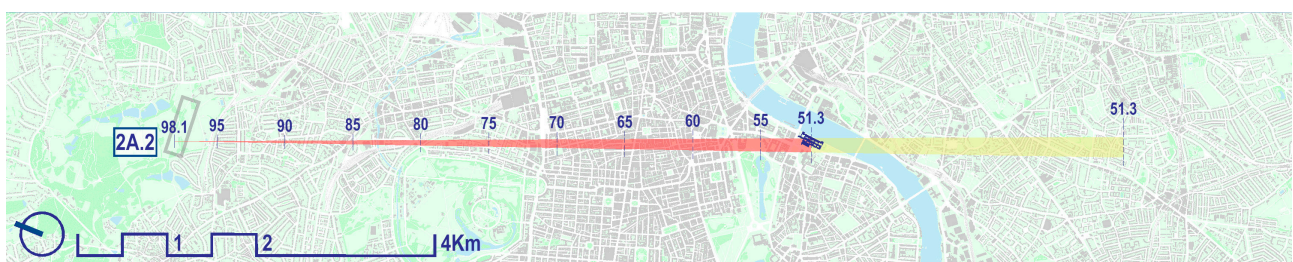
- 102 The form and materials of development in the background of St Paul's Cathedral should preserve or enhance the clarity with which the silhouette of the Cathedral can be distinguished from its background.
- 103 The backdrop of the Victoria Tower has significant influence over the viewer's ability to recognise the Palace of Westminster in the panorama. Change may occur in this backdrop if it is incremental, carefully designed, and of a small scale. No development in the background should dominate the Victoria Tower or Central Lobby Lantern.



View from Assessment Point 2A.2 Parliament Hill: the summit - looking toward the Palace of Westminster (at the orientation board). 527665.4E 186131.5N. Camera height 98.10m AOD. Aiming at Palace of Westminster (The Central Tower, above the lobby crossing). Bearing 158.6°, distance 7.1km.

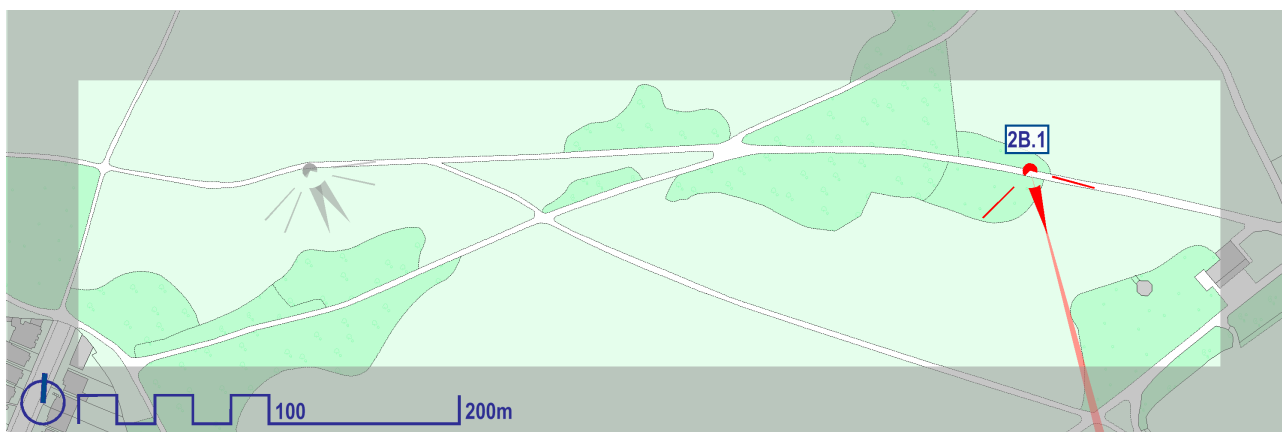
Management of the Viewing Location

- 104 Tree growth in the immediate foreground has the potential to reduce the quality of the view, and should be managed to ensure visibility of the panorama. Infrastructure that assists the viewer to understand the view, such as an up to date plaque, would enhance the viewing experience.



Annotated map of Protected Vista from Assessment Point 2A.2 to Palace of Westminster

Viewing Location 2B: Parliament Hill: east of the summit



N.B for key to symbols refer to image 1



Panorama from Assessment Point 2B.1 Parliament Hill: east of the summit – at the prominent oak tree

Description of the View

- 105 This Viewing Location is on the east side of Parliament Hill, lower than the summit. Assessment Point 2B.1 is located at a position that provides one of the few publicly available views of all of the principal towers of the Palace of Westminster.
- 106 The viewer can also see the tall buildings that define the financial and governmental centres of London, although trees in the foreground and middle ground interrupt much of the panorama. A break in the trees to the east allows a discrete view of Canary Wharf.
- 107 All three towers of the Palace of Westminster are set against the distant hills. The scale and simple outline of existing tall buildings in the view frame the Palace of Westminster and contrast with its more delicate and intricate silhouette of towers.

Landmarks include:

Palace of Westminster (I) †
 St Paul's Cathedral (I) †
 BT Tower (II)

Also in the views:

Canary Wharf
 Caledonian Market Clock Tower (II*)
 30 St Mary Axe
 Heron Tower
 Tower 42
 St Pancras Station (I)
 Centre Point (II)

() Grade of Listed Building

† Strategically Important Landmark

Visual Management Guidance

- 108 Development proposals likely to affect the World Heritage Site should pay regard to the guidance set out in the Westminster World Heritage Site Management Plan. It is recommended that English Heritage is consulted on all relevant proposals at an early stage.

Foreground and Middle Ground

- 109 The viewer's ability to perceive the visual relationship between the Clock Tower, the Central Tower and the Victoria Tower should be maintained or enhanced. Any development proposals that would undermine this relationship should be refused. A Protected Vista, incorporating the full width of the Palace of Westminster, reinforces this requirement.

Background

- 110 Small scale incremental change in the background of the three towers of the Palace of Westminster might be appropriate if it does not dominate the individual towers or diminish the spatial relationship between them.



View from Assessment Point 2B.1 Parliament Hill: east of the summit – at the prominent oak tree (Alongside prominent oak tree). 528043.1E 186154.5N. Camera height 71.61m AOD. Aiming at Palace of Westminster (The Central Tower, above the lobby crossing). Bearing 161.6°, distance 7.0km.

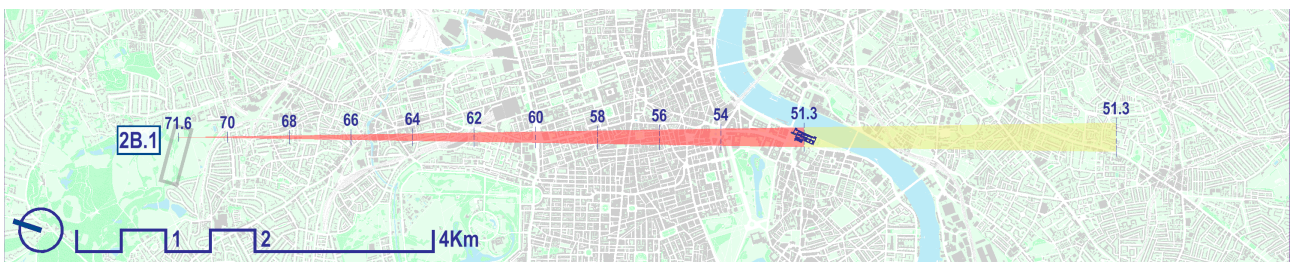


Management of the Viewing Location

- 111 The quality of the viewing experience can be affected by tree growth in the foreground. Vegetation should be managed to ensure important elements of the panorama, in particular of the Palace of Westminster, remain visible.
- 112 Provision of an accurate viewing plaque should be considered. This would help to mark the place as one where all three towers of the Palace of Westminster are visible.



Telephoto view of Protected Vista from Assessment Point 2B.1 to Palace of Westminster



Annotated map of Protected Vista from Assessment Point 2B.1 to Palace of Westminster

